

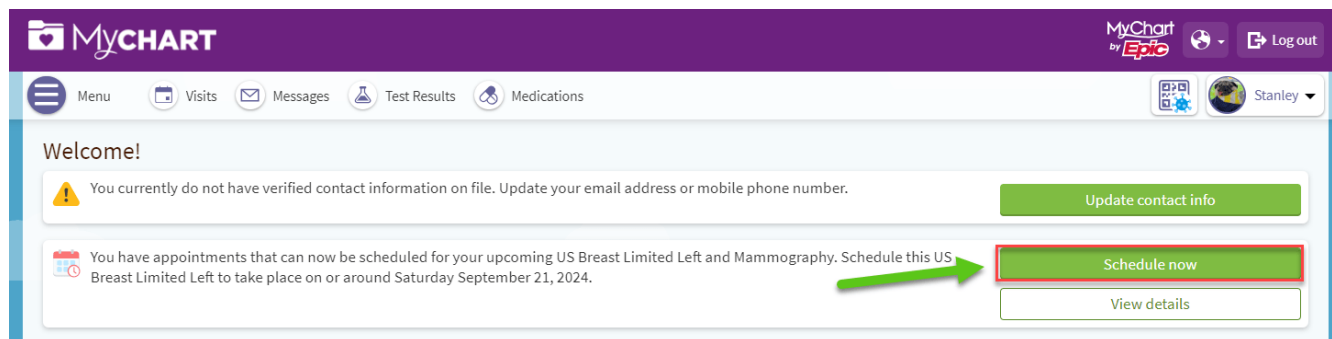
Scheduling a Diagnostic Mammogram and Ultrasound | Valley Breast Center

What is a diagnostic mammogram and ultrasound?

A diagnostic mammogram uses low-dose X-rays to take detailed pictures of the breast. It is often used when there are signs like lumps, pain, or unusual results from a screening mammogram. An ultrasound uses sound waves to make pictures of the breast, without using radiation. It is usually done to look more closely at areas that were found on a mammogram or during a physical exam.

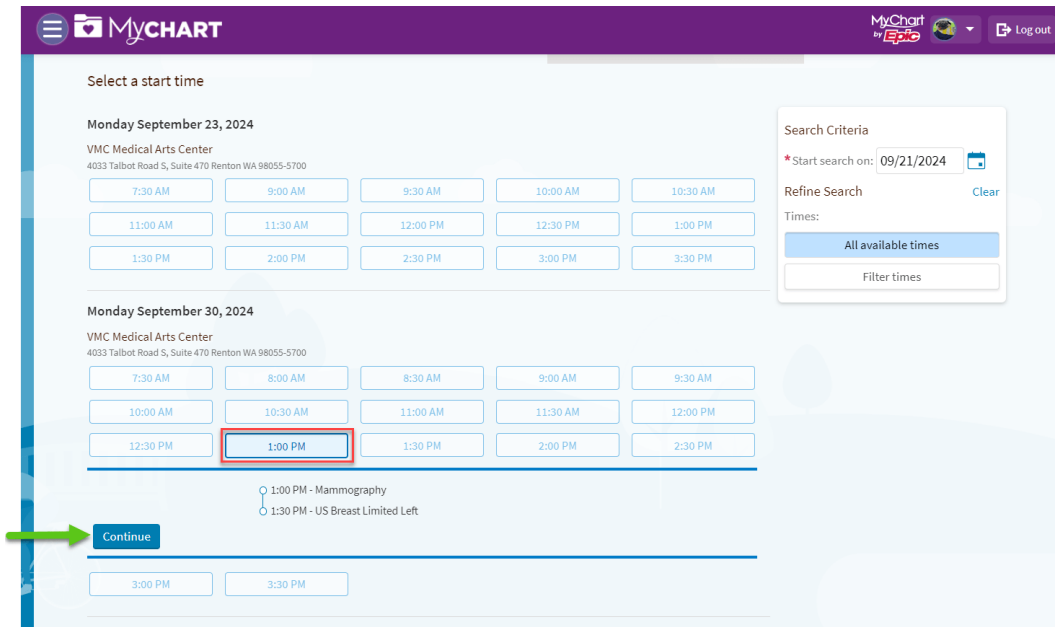
How do I schedule through MyChart?

1. Once your doctor places the order for a diagnostic mammogram and/or ultrasound, you will receive a notification via MyChart. After logging into your account, you should see the order on your home screen alongside a button labeled “Schedule now.”

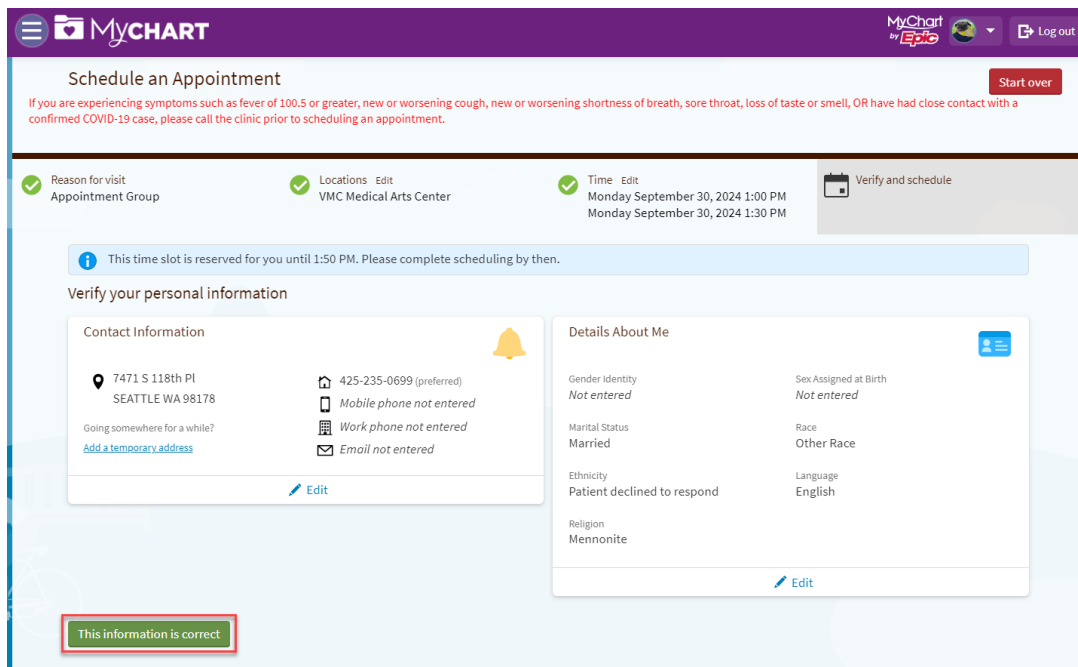


2. This will walk you through a series of screens and questions you'll be required to answer. In some cases, your answer may indicate that on-line scheduling is not appropriate for your situation, and you may be asked to call the clinic to schedule with a live person. **Note:** If you're scheduling both tests, you may be asked to answer the same questions twice, once for each appointment.

- Once all the questions have been answered, you'll be shown a calendar with various dates and time available for scheduling. Select the best option for you and proceed to the next screen.



- On the final screens, you will indicate whether or not you'd like your visit to be billed to insurance, verify that your insurance information is correct, and finalize scheduling.



- Once the appointment is scheduled, you will be able to reschedule or cancel your appointment any time through MyChart.